

OSCILLATING TOOL BLADES

Oshlun Uni-fit Mount System

One of the most universal on the market, allowing our blades to fit nearly all oscillating tools.

- Bi-Metal Universal Blades
- High Carbon Steel Blades
- High Speed Steel Blades
- Carbide Recessed Blades



CIRCULAR SAW BLADES

Steel and Ferrous Metal Blades

Designed with a durable C-6 carbide grade and triple chip tooth grind to ensure a long cutting life.

Aluminum and Non-ferrous Metal Blades

Designed with a negative hook angle, triple chip tooth grind, and precision ground carbide tips.

16 Piece Stack Dado Sets

Perfect for woodworkers who want a premium cut at an affordable price.

Rescue and Demolition Blades

Reinforced shoulder design, heavy duty steel plate, negative hook angle & fracture resistant carbide tips.



Oscillating Tool Blades



Bi-Metal Universal Blade

Features

Bi-metal universal blades are great for plunge and flush cuts in a wide range of materials.

Cuts

- Sheet metal
- Copper pipes
- Aluminum profiles
- PVC
- Wood w/ embedded nails
- Plasterboard
- Nearly all plastics

Part No.	Blade Width	Blade Material	Arbor Style	Pkg Qty*	Blade Type/Usage
19161	1-1/3"	Bi-metal	Uni-Fit Mount	1	Metal & Wood

*Package includes 3 blades.



High Carbon Steel (HCS) Standard Blades

Features

High carbon steel (HCS) standard blades are great for plunge and flush cuts in a wide range of non-metallic materials.

Cuts

- Softwood
- Hardwood
- Particle board
- Plywood
- Fiberglass
- Plexiglass
- Nearly all plastics

Part No.	Blade Width	Blade Material	Arbor Style	Pkg Qty*	Blade Type/Usage
19162	1-1/3"	HCS	Uni-Fit Mount	1	Wood & Plastic
19163	2-1/3"	HCS	Uni-Fit Mount	1	Wood & Plastic

*Package includes 3 blades.



High Carbon Steel (HCS) Precision Japan Blades

Features

High carbon steel (HCS) precision Japan tooth blades are great for plunge and flush cuts in a wide range of materials. Fastest cutting blade due to the large, sharp teeth.

Cuts

- Drywall
- Hardwood floors
- Molding
- Soft plastics
- Trim
- Laminated materials

Part No.	Blade Width	Blade Material	Arbor Style	Pkg Qty*	Blade Type/Usage
19164	1-1/3"	HCS	Uni-Fit Mount	1	Wood & Plastic
19165	2-1/3"	HCS	Uni-Fit Mount	1	Wood & Plastic

*Package includes 3 blades.

All Oscillating Tool Blades for use with...

FEIN® MultiMaster® • Bosch® Max Multi-X™ • Dremel® Multi-Max® • Craftsman® NEXTEC® • Skil® Multi-Tasker® • Milwaukee® M12™ • Tools with 3/8" round arbors

High Speed Steel (HSS) Circular Blade



Features

High speed steel (HSS) universal blades are great for cutting a wide range of materials.

Cuts

- Sheet metal
- Copper pipes
- Aluminum profiles
- PVC
- Wood w/embedded nails
- Brass
- Bronze
- Nearly all plastics

Part No.	Blade Width	Blade Material	Arbor Style	Pkg Qty*	Blade Type/Usage
19168	3-1/8"	HSS	Uni-Fit Mount	1	Metal & Wood

*Package includes 2 blades.

High Speed Steel (HSS) Recessed Segment Blade



Features

High speed steel (HSS) universal blades are great for cutting a wide range of materials. Recessed design allows flush cutting. Segmented design allows cutting into corners without damaging the adjacent material.

Cuts

- Hardwood
- Softwood
- Sheet metal
- Copper pipes
- Aluminum profiles
- PVC
- Wood w/ embedded nails
- Brass
- Bronze
- Nearly all plastics

Part No.	Blade Width	Blade Material	Arbor Style	Pkg Qty*	Blade Type/Usage
19166	3-1/8"	HSS	Uni-Fit Mount	1	Metal & Wood

*Package includes 1 blade.

Combo 3 Pack – P/N 19170



Includes

- Bi-Metal Universal Blade P/N 19161
- HCS Standard Blade P/N 19162
- HCS Precision Japan Blade P/N 19165

Cuts

- Hardwood
- Softwood
- Sheet metal
- Copper pipes
- Aluminum profiles
- PVC and Soft plastics
- Molding
- Trim
- Wood w/ embedded nails
- Brass and Bronze
- Drywall
- Hardwood floors
- Laminated materials

Part No.	Blade Width	Blade Material	Arbor Style	Pkg Qty	Blade Type/Usage
19161	1-1/3"	Bi-metal	Uni-Fit Mount	1	Metal & Wood
19162	1-1/3"	HCS	Uni-Fit Mount	1	Wood & Plastic
19165	2-1/3"	HCS	Uni-Fit Mount	1	Wood & Plastic

All Oscillating Tool Blades for use with...

FEIN® MultiMaster® • Bosch® Max Multi-X™ • Dremel® Multi-Max® • Craftsman® NEXTEC® • Skil® Multi-Tasker® • Milwaukee® M12™ • Tools with 3/8" round arbors

Oscillating Tool Blades

Carbide Recessed Segment Grout Blade



Features

A recessed design and it allows flush cutting. The segmented design also allows cutting into corners without damaging the adjacent material. Approximately 0.090" thick.

Removes

- Great for removing old grout from tile joints
- Can also be used to remove thin set or mortar and cut grooves in concrete

Part No.	Blade Width	Blade Material	Arbor Style	Pkg Qty*	Blade Type/Usage
19167	2-1/2"	Carbide	Uni-Fit Mount	1	Grout & Thin Set

*Package includes 1 blade.

Carbide Triangular Rasp



Features

The triangular design allows easy grinding into corners and tight spaces. The recessed design allows flush cutting.

For Grinding

- Concrete
- Stone
- Wood
- Thin set
- Mortar

Removes

- Paint
- Epoxy coatings

Part No.	Blade Width	Blade Material	Arbor Style	Pkg Qty*	Blade Type/Usage
19169	3-1/8"	Carbide	Uni-Fit Mount	1	Concrete & Thin Set

*Package includes 1 blade.

All Oscillating Tool Blades for use with...

FEIN® MultiMaster® • Bosch® Max Multi-X™ • Dremel® Multi-Max® • Craftsman® NEXTEC® • Skil® Multi-Tasker® • Milwaukee® M12™ • Tools with 3/8" round arbors

Cordless Multi-Tool Kit

M12™ Cordless LITHIUM-ION Multi-Tool Kit P/N M2426-22

Features

- Tackle awkward applications on any jobsite
- Variable speed dial
- Runs at 5,000 to 20,000 OPM
 - Allows the user to match the speed to the application
- On-board fuel gauge displays the remaining run-time
- M12™ RED LITHIUM™ battery

Applications

- Flush cuts
- Plunge cuts
- Removing grout
- Grinding thinset
- Sanding
- Scraping

Benefits

- Cordless
- Light weight
- Universal adaptor (included in each kit) allows the M12 Multi-Tool to be compatible with most competitive accessories on the market today

Ideal For

- Maintenance repair technicians
- Remodelers
- Contractors
- Electricians



Kit Contents

- 2426 M12™ Cordless LITHIUM-ION Multi-Tool
- Adapter
- Wood Cutting Blade
- Sanding Pad
- (5) Assorted Sanding Sheets
- (2) M12 RED LITHIUM™ Batteries
- Charger
- Contractor Bag

Specifications

- Voltage: 12V
- Speed Settings: 12
- OPM: 5,000 - 20,000
- Battery: RED LITHIUM™
- Charge Time: 30 Minutes
- Length: 10-7/8"
- Weight: 2.1 lbs



Circular Saw Blades

Steel & Ferrous Metal Circular Saw Blades



- Ferrous circular saw blades have been designed with a durable C-6 carbide grade and triple chip tooth grind to ensure a long cutting life in ferrous metals.
- Specially formulated micro grain carbide tips with titanium and tantalum. Lasts longer and leaves a burr free cut with little to no sparks or dust, commonly associated with abrasives.
- They also cut 5 to 10 times faster and last up to 30 times longer than abrasives, this allows fewer blade changes and increased production.
- They can also be used for cutting non-ferrous metals.

Features

- Professional Grade C-6 Carbide
- Laser Cut Expansion Slots
- Triple Chip Grind
- Precision Ground Carbide Tips
- Tensioned & Hardened Steel Plate
- Surface Ground Steel Plate

Cuts Ferrous Metals

- Steel studs
- Angle iron
- Pipe
- Rebar
- Channel
- Flat stock
- Conduit

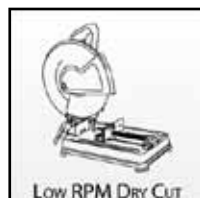
Cuts Non-Ferrous Metals

- Aluminum
- Copper
- Brass



Part No.	Diameter	Teeth	Arbor	Max RPM	Grind
19041	7-1/4"	36	5/8"	5,800	TCG
19042	8"	48	5/8"	5,800	TCG
19043	14"	80	1"	1,800	TCG
19044	14"	120	1"	1,800	TCG

For use with



Note: Blades with more teeth are generally better suited for thinner material. Blades with less teeth are better suited for thicker material.

Aluminum & Non-Ferrous Metal Circular Saw Blades



- Non-ferrous blades have been designed with a negative hook angle, triple chip tooth grind, and precision ground micro grain carbide tips.
- The specially formulated tungsten carbide lasts longer than other carbide grades and leaves burr free cuts in all types of non-ferrous metals.
- The 10" and larger feature copper plugged expansion slots for reduced noise and vibration.
- Smaller diameter blades feature laser cut expansion slots and heat vents for cooler operation.



Features

- Professional Grade C-1 Carbide
- Negative Hook Angle
- Copper Plugged Expansion Slots
- Triple Chip Grind
- Tensioned & Hardened Steel Plate
- Surface Ground Steel Plate




Cuts Non-Ferrous Metals

- Aluminum
- Copper
- Brass
- Bronze
- Most plastics

Part No.	Diameter	Teeth	Arbor	Kerf	Grind
19045	7-1/4"	60	5/8"	0.075"	TCG
19046	10"	100	5/8"	0.110"	TCG
19047	12"	120	1"	0.118"	TCG

For use with



Warning: Never attempt to cut steel or ferrous metals with these blades. It is highly recommended that you use a liquid lubricant or coolant when cutting non ferrous metals. Proper clamping devices should be employed.

Circular Saw Blades



Rescue and Demolition Circular Saw Blade

- The rescue and demolition blade has been designed with a reinforced shoulder design, heavy duty steel plate, negative hook angle, and fracture resistant carbide tips.
- These blades are very popular with firefighters for rescue operations and general demolition work. Cuts through most building materials.


Features

- Professional Grade Carbide
- Negative Hook Angle
- Reinforced Shoulder Design
- Flat Top Grind
- Heavy Duty Steel Plate
- Fracture Resistant Carbide Tips

Cuts

- Roofing
- Shingles
- Thin non-ferrous metals
- Wood with embedded nails
- Most plastics

For use with



Part No.	Diameter	Teeth	Arbor	Kerf	Grind
19048	14"	30	1" with 7/8" & 20mm bushings	0.134"	FTG

Warning: Never use these blades on multi-purpose cutoff saws, including gas powered, unless the saw has a guard that completely covers both the upper and lower half of the blade. This guard must extend to the lowest point of the cutting teeth on the bottom of the blade. Read and follow all instructions that came with your machine. Use with extreme caution and care.

Stack Dado Sets

- The 16 piece stack dado blade sets are perfect for the woodworker who wants a premium cut at an affordable price. The precision ground C-4 micro grain carbide tips stay sharp longer.
- The high tooth count saws and chippers produce smooth bottom dado cuts ranging from 1/4" to 29/32".
- The full body chippers make for an easier setup and less vibration when compared to other sets that feature wing style chippers.
- Also includes detailed dado setup instructions and a shim set for fine dado adjustments.

Features

- Professional Grade C-4 Carbide
- Full Body Dado Chippers
- Precision Ground Carbide Tips
- Storage/Carrying Case
- Shim Set for Fine Adjustments

Cuts

- Hardwood
- Softwood
- Plywood

For use with



Part No.	Diameter	Dado Saw Teeth	Arbor	Chipper Teeth
19049	6"	30	5/8"	5
19050	8"	42	5/8"	6